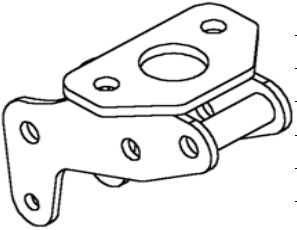
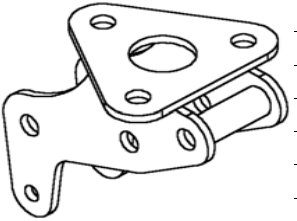
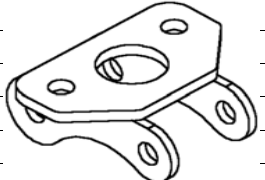


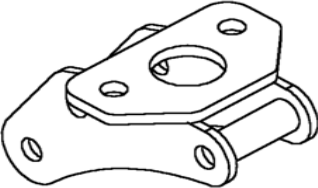
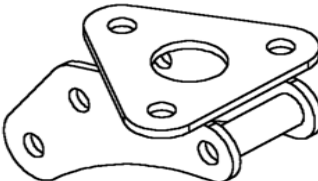
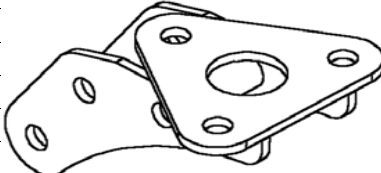
ANTI ROTATION ASSEMBLIES

3/17/2005

ASSEMBLY NUMBER	DESCRIPTION	PARTS USED IN ASSEMBLY		DRAWING		
		QTY.	PART #			
*** FOR TITANIUM PARTS ADD A (T) TO THE PART # ***						
<u>M-40-E</u>	Anti Rot. Assy. W.B. 2 Hole Mt.			Assy. with W.B. mt. for F/C with Strange or sm. Chrisman R.E.		
	(ti. not stocked)	1	M-38			
	2 chute mounts	1	M-40-B1			
	hole for wheelie bar mount <i>typical use: F/C</i>	2	M-40-D4			
<u>M-40-F</u>	Anti Rot. Assy. W.B. 3 Hole Mt.			Assy. with W.B. mt. for F/C with large Chrisman R.E.		
	(ti. not stocked)	1	M-38			
	2 chute mounts	1	M-40-B2			
	hole for wheelie bar mount <i>typical use: F/C</i>	2	M-40-D4			
<u>M-40-G</u>	Anti Rot. Assy. G.D.			Gas Dragster with Strange R.E.		
	(Ti. not available)	1	M-40-B1			
	single chute mount <i>typical use: Comp. Dragster</i>	2	M-40-D1			

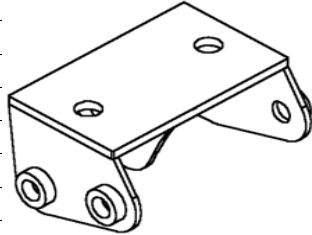

ANTI ROTATION ASSEMBLIES

3/17/2005

ASSEMBLY NUMBER	DESCRIPTION	PARTS USED IN ASSEMBLY		DRAWING		
		QTY.	PART #			
*** FOR TITANIUM PARTS ADD A (T) TO THE PART # ***						
<u>M-40-H</u>	Anti Rot. Assy. Std. 2 Hole Mt.			Standard assy. for F/C & Drg. with Strange or sm. Chrisman R.E.		
		1	M-38			
	2 chute mounts	1	M-40-B1			
	<i>typical use: F/C & Dragster with a Strange R.E.</i>	2	M-40-D2			
<u>M-40-I</u>	Anti Rot. Assy. Std. 3 Hole Mt.			Standard assy. for F/C with large Chrisman R.E.		
	(ti. not stocked)	1	M-38			
	2 chute mounts	1	M-40-B2			
	<i>typical use: F/C with a Chrisman R.E.</i>	2	M-40-D2			
<u>M-40-K</u>	Anti Rot. Assy. Drg. 3 Hole Mt.			Assy. for dragster with vertical upright & large Chrisman R.E.		
		1	M-38			
	2 chute mounts	1	M-40-B2			
	<i>typical use: Dragster with a Chrisman R.E.</i>	2	M-40-D3			

ANTI ROTATION ASSEMBLIES

3/17/2005

ASSEMBLY NUMBER	DESCRIPTION	PARTS USED IN ASSEMBLY		DRAWING		
		QTY.	PART #			
*** FOR TITANIUM PARTS ADD A (T) TO THE PART # ***						
M-4765	Side By Side Anti Rot. 2 Hole Mt.			Side by side assy. for dragster with Strange or sm. Chrisman R.E.		
		1	M-4765-A			
	2 chute mounts	6	M-4765-B			
	<i>typical use: Dragster with a Strange R.E. & wheelie bars mounted on cross tube</i>	1	M-4765-C			
		1	M-4765-D			
		1	M-4765-E			
M-4766	Wide Anti Rot. Assy. 3 Hole Mt.			Assy. with chute mts. on outsides for drg. with large Chrisman R.E.		
		1	M-4766-A			
	2 chute mounts	2	M-4766-B			
	<i>typical use: Dragster with a Chrisman R.E. & wheelie bars mounted on cross tube</i>	2	M-4766-C			
		2	M-4766-D			
		2	M-4766-D			