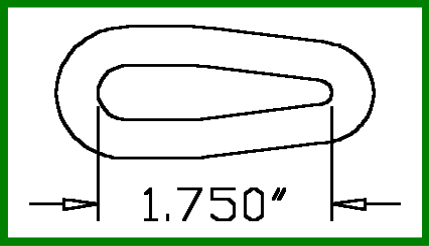
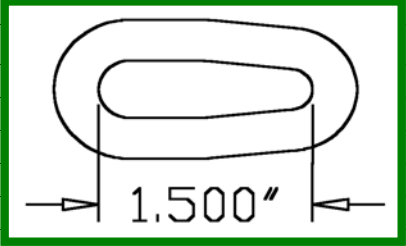
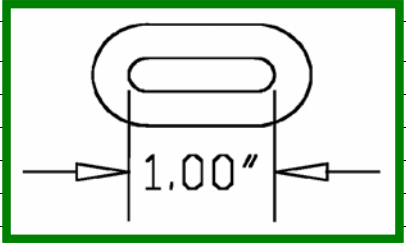
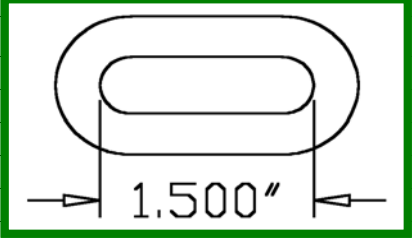


# FRAME SLOT COVER CHART

PART NUMBER	DESCRIPTION	DRAWING
M-167	<p>FRAME SLOT COVER - L</p> <p style="color: red;">Slot Width - 7/16" to 3/16"</p> <p style="color: blue;">Typical Use: 1 Cable &amp; Brake Line Exit</p>	
M-167-A	<p>FRAME SLOT COVER - S</p> <p style="color: red;">Slot Width - 7/16" to 5/16"</p> <p style="color: blue;">Typical Use: 1 Cable Exit</p>	
M-167-B	<p>FRAME SLOT COVER (SMALL)</p> <p style="color: red;">Slot Width - 1/4"</p> <p style="color: blue;">Typical Use: Brake Line &amp; Chute Cable Exits</p>	
M-167-D	<p>FRAME SLOT CAP (SHORT)</p> <p style="color: red;">Slot Width - 7/16"</p> <p style="color: blue;">Typical Use: Misc. Line Exit</p>	
M-167-E	<p>FRAME SLOT CAP (LONG)</p> <p style="color: red;">Slot Width - 7/16"</p> <p style="color: blue;">Typical Use: Misc. Line Exit</p>	