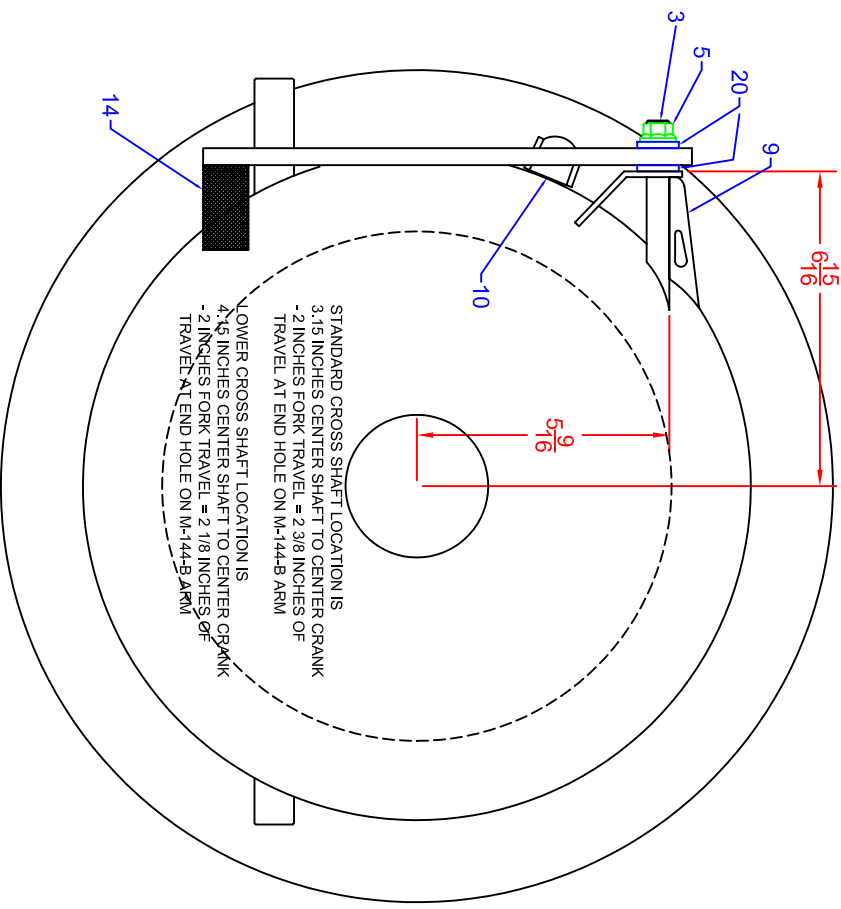
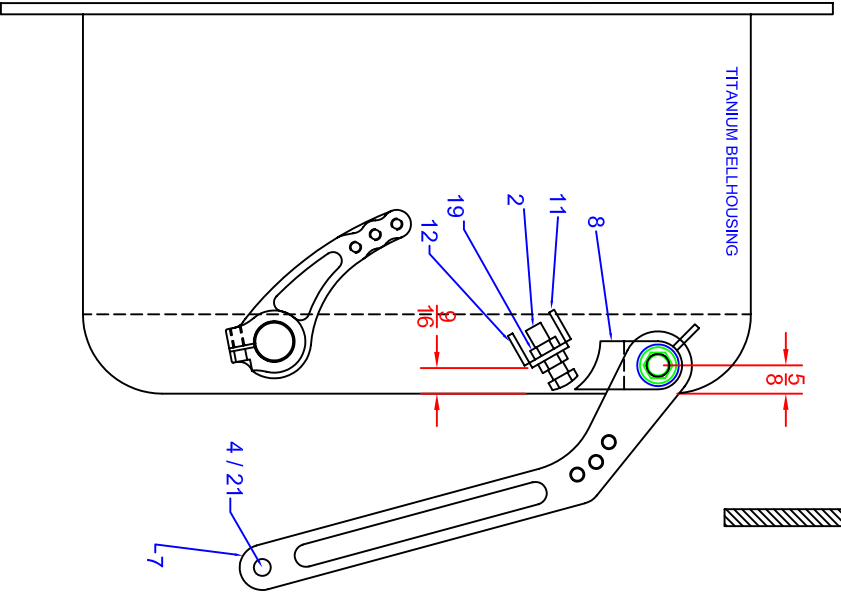
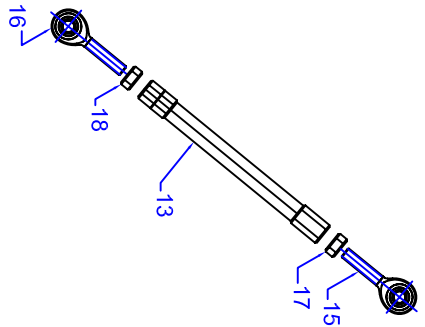
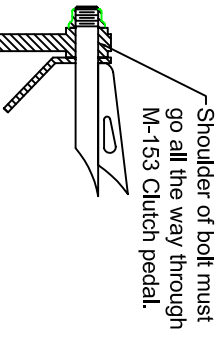




Part Number	F-910-1
Description	M-153-A Kit Assy Instructions
Material	per BOM
Date	1/3/2005
Blank Size	
Drawn By	MMI
Path	DRAW/Car/F-910-T Assy Instructions.dwg
Notes	M-153-A Fuel Clutch Pedal for Titanium Bellhousing
Fixture No.	
Customer	Inventory
Routing	
Current Rev.	
Tolerance	Unless Specified .000 Allow +/- .003 ; .00 Allow +/- .010 Hole Diameters + .005 -.000



Item No.	Part No.	Description	Qty	Operation
1	BNW 416F	1/4"-28 x 1" Gr. 8 Bolt	2	Heims to Pedal & Arm
2	BNW 620F	3/8"-24 x 1 1/4" Gr. 8 Bolt	1	Stop
3	M-1088	1/2"-20 Titanium Stud	1	Pivot Stud
4	610FBH	3/8-24 x 5/8" Button Head Allen Bolt	1	Pedal Pad
5	M-1038	1/2"-20 Jet Nut	1	Pivot
6	M-144-B	Crossshaft Arm	1	
7	M-153-A	Fuel F/C Clutch Pedal	1	
8	M-153-BTI	Clutch Pedal Support Tab - Titanium	1	
9	M-153-CTI	Clutch Pivot Gusset - Titanium	1	
10	M-153-FTI	Clutch Pedal Stop Tab - Titanium	1	
11	M-153-GTI	Stop Tab Gusset - Top - Titanium	1	
12	M-153-G2TI	Stop Tab Gusset - Btm. - Titanium	1	
13	M-153-LF2	Fuel F/C Clutch Link 5.10 Long	1	
14	M-153-A1	Clutch Pedal Knurl	1	
15	M-3014	1/4" Heim (Standard)	1	Link Heim
16	M-3001-L	1/4" Heim (Standard) Left	1	Link Heim
17	M-3041	1/4" Jam Nut	1	Link Heim
18	M-3041-L	1/4" Left Hand Jam Nut	1	Link Heim
19	992403	3/8" Jam Nut	2	Stop
20	AN9608	1/2" AN Flat Washer	2	
21	M-1034	3/9-24 Jet Nut	1	Pedal Pad